




Materials List for Drawing

This materials list is designed for students enrolled in the MIT Arts Studios course: Introduction to Drawing. For intermediate and advanced students, this list gives a general guideline for useful tools to begin a generalized and comprehensive drawing practice. Please contact the instructor if you have any specific questions or concerns. These images do any endorse any particular brand but are only meant as a reference.

Materials can be purchased online or in person at *Blick Art in Central Square*.

DRAWING TOOLS:

<p>Vine Charcoal</p> <p>Also known as willow charcoal, these are the drawing tools that you will often use in the beginning phases of sketching your drawing and blocking in values. They are soft yet brittle, and can be rubbed away to remove any textures. Their range is limited when entering darker values.</p>	
<p>Compressed Charcoal</p> <p>These charcoal sticks are much harder, shorter, and compact than vine charcoal. Value ranges will be considerably darker and the marks made remain more distinctly on your drawing surface. We use compressed charcoal when expanding the value range of our drawing, after using vine charcoal, and often use it towards the final stages of a drawing.</p> <p><i>*Please make sure to purchase compressed CHARCOAL and not GRAPHITE, as the two are often packaged in similar ways.</i></p>	
<p>Conte Crayons</p> <p>These crayons feel like compressed charcoal but a little waxier. Please make sure to get the four-pack with the colors as noted in the image (umber, sanguine, white, and black).</p>	

Mars Plastic Eraser

These hard erasers are great for clean erasure and handling like a drawing tool. If you'd prefer softer erasure you can purchase kneaded erasers, but for the most part we will be using mars white plastic erasers for SAA classes.



DRAWING SURFACES:


Newsprint – 18” x 24”

Newsprint is a lower-quality paper that is great for preparatory sketches, experiments, or anything that does not require your drawing surface to necessarily be sturdy or high quality. Newsprint is toned.



Bristol – 18” x 24”

Bristol is a higher-quality paper made for dry medium application. We will be using Bristol paper when we begin working on final/more time-intensive projects.



MISCELLANEOUS:

X-acto blade (with safety sheath for the blade)

Please also purchase a suitable pencil case/container to store all your consumable drawing materials.

Pencils (only if needed: please purchase a range of values: 4H, 2H, HB, 2B, 4B, 6B)

Small sketchbook for daily use (recommended)